

LINH KIỆN KẾT NỐI

ĐIỆN - GAS - NƯỚC




TABLE OF CONTENT

ELECTRIC - Page 3

Plugs/Connectors/Socket/Connecting Cables



CEE-Plugs/Connectors/Socket/Connecting Cables/Perilex-Plugs



Cables/Spiral Cables/Supply Cables/Equipment Socket/Plugs



GAS - Page 15

Gas Hoses/Gas Connectors/Connections



Medium Pressure Gas Hoses/Connectors/Governors/Gas Safety System



WATER - Page 20

Supply hoses



Hose Connectors/Pressure Reducers/Manometers/Backflow Restrictors



Drain Hoses/U-Bends/Connecting Pieces






ANCILLARIES - Page 29




Sealing and Testing Materials








Plugs/Connectors


	Fig.	Part no.	Description
	1	550200	plug, rubber, 16A/230V, 3-pole, 2P+E
	2	550664	plug, rubber, right-angle, 16A/230V, 3-pole, 2P+E


	Fig.	Part no.	Description
	1	550202	connector, rubber, 16A/230V, 3-pole, 2P+E
	2	551224	connector, rubber, 16A/230V, 3-pole, 2P+E 

	Fig.	Part no.	Description
	1	550717	connector, rubber, 10A, max 230V, 3-pole, 2P+E, type 13 
	2	550718	connector, rubber, 10A, max 230V, 3-pole, 2P+E, type 23 

	Fig.	Part no.	Description
	1	550204	plug, thermoplastic, 16A/230V 3-pole, 2P+E
	2	550723	plug, thermoplastic, 16A/230V 3-pole, 2P+E
	3	550203	plug, thermoplastic, right-angled, 16A/230V 3-pole, 2P+E
	4	550724	plug, thermoplastic, right-angled, 16A/230V 3-pole, 2P+E


	Fig.	Part no.	Description
	1	550720	plug, thermoplastic, 10A, max 250V, 3-pole, 2P+E 
	2	550721	plug, thermoplastic, 10A, max 250V, 3-pole, 2P+E 
	3	550722	plug, thermoplastic, 13A, max 250V, 3-pole, 2P+E 



	Fig.	Part no.	Description
	1	550212	plug, PVC, 16A/230V, 3-pole, 2P+E
	2	550526	connector, PVC, 16A/230V, 3-pole, 2P+E



	Fig.	Part no.	Description
	1	550241	plug, thermoplastic, right-angled, with switch, 16A/230V 3-pole, 2P+E
	2	551192	plug, thermoplastic, right-angled, with switch, illuminated, 16A/230V 3-pole, 2P+E



ELECTRIC


Sockets

	Fig.	Part no.	Description
	1	550799	built-in socket, thermoplastic, 16A/230V, 3-pole, 2P+E


	Fig.	Part no.	Description
	1	550698	built-in socket, thermoplastic, 16A, max 250V, 3-pole, 2P+E 


 	Fig.	Part no.	Description
	1	551129	built-in power socket, thermoplastic, 16A/230V, 3-pole, 2P+E
	2	551128	built-in power socket with lid, thermoplastic, 16A/230V, 3-pole, 2P+E


 	Fig.	Part no.	Description
	1	550531	power socket, 16A/230V, 3-pole, 2P+E
	2	550532	double power socket, horizontal, 16A/230V, 3-pole, 2P+E


	Fig.	Part no.	Description
	1	550533	double power socket, vertical, 16A/230V, 3-pole, 2P+E


Connecting cables

1		Fig.	Part no.	Description
		1	551193	connecting cable, rubber, H07RNF, 3x1,5mm ² , 1.5m, plug, right-angled

1		Fig.	Part no.	Description
		1	551202	connecting cable, rubber, H07RNF, 3x2,5mm ² , 2m, plug, right-angled





1		Fig.	Part no.	Description
		1	551203	connecting cable, rubber, H07RNF, 3x2,5mm ² , 2m, plug



1		Pos.	Part no.	Description
		1	551085	connecting cable, rubber, H05RNF, 3x1,5mm ² , 2m, plug, right-angled
		2	551194	connecting cable, rubber, H05RNF, 3x1,5mm ² , 3m, plug, right-angled



1		Fig.	Part no.	Description
		1	551196	connecting cable, polyurethane, H07BOF, 3x1,5mm ² , 3m, plug





ELECTRIC





CEE Plugs



 Plugs for the world		 Plugs for the world		Fig.	Part no.	Description	
1		2		1	551173 (Mennekes)	550209 (alternative)	plug CEE, 16A/230V 3-pole, 2P+E
				2	551185 (Mennekes)	550524 (alternative)	plug CEE, right-angled, 16A/230V 3-pole, 2P+E



 Clewing Connectors		Fig.	Part no.	Description	
1		1	551134 (Ilme)	550524 (alternative)	plug CEE, right-angled, 16A/230V 3-pole, 2P+E


 Plugs for the world		Fig.	Part no.	Description	
1		1	551184 (Mennekes)	551219 (alternative)	plug CEE, right-angled, 16A/230V 3-pole, 2P+E

 Plugs for the world		 Plugs for the world		Fig.	Part no.	Description	
1		2		1	551176 (Mennekes)	550210 (alternative)	plug CEE, 16A/400V, 5-pole 3P+N+E
				2	551198 (Mennekes)	550214 (alternative)	plug CEE, right-angled, 16A/400V, 5-pole 3P+N+E



 Plugs for the world		 Plugs for the world		Fig.	Part no.	Description	
1		2		1	551174 (Mennekes)	550211 (alternative)	plug CEE, 32A/400V, 5-pole 3P+N+E
				2	551199 (Mennekes)	551220 (alternative)	plug CEE, right-angled, 32A/400V, 5-pole 3P+N+E



 Clewing Connectors		Fig.	Part no.	Description	
1		1	551124 (Ilme)	551220 (alternative)	plug CEE, right-angled, 32A/400V, 5-pole 3P+N+E

 Clewing Connectors		Fig.	Part no.	Description	
1		1	551127 (Ilme)		plug CEE, right-angled, 32A/400V, 5-pole 3P+N+E



	Fig.	Part no.		Description
	1	551125 (Mennekes)		plug CEE, 32A/400V, 7-pole 5P+N+E



Phase Inverters


		Fig.	Part no.		Description
		1	551205 (Mennekes)	550267 (alternative)	CEE phase inverter 16A/400V, 5-pole, 3P+N+E
2	551206 (Mennekes)	550523 (alternative)	CEE phase inverter 32A/400V, 5-pole, 3P+N+E		

		Fig.	Part no.		Description
		1	551180 (Mennekes)		CEE plug, panel-mounted, 32A/400V, 5-pole, 3P+N+E
2	551175 (Mennekes)		CEE plug, panel-mounted, 32A/400V, 7-pole, 5P+N+E		


CEE Connectors

		Fig.	Part no.		Description
		1	551187 (Mennekes)	550520 (alternative)	CEE socket 3-pole, 16A/230V, 3-pole, 2P+E
2	551207 (Mennekes)	551096 (alternative)	CEE socket 3-pole, 32A/230V, 3-pole, 2P+E		

		Fig.	Part no.		Description
		1	551197 (Mennekes)	550215 (alternative)	CEE socket 3-pole, 16A/400V, 5-pole, 2P+E
2	551183 (Mennekes)	550521 (alternative)	CEE socket 3-pole, 32A/400V, 5-pole, 3P+E		

	Fig.	Part no.		Description
	1	551126 (Mennekes)		CEE socket 3-pole, 32A/400V, 7-pole, 5P+E

CEE Sockets

	Fig.	Part no.		Description
	1	551177 (Mennekes)	550265 (alternative)	CEE socket, wall-mounted, 16A/230V, 3-pole, 2P+E

ELECTRIC

Fig.	Part no.		Description
	(Mennekes)	(alternative)	
1	551178	550264	CEE socket, wall-mounted, 16A/400V, 5-pole, 3P+N+E
2	551179	550522	




Fig.	Part no.	Description
1	550266	CEE combi-box, wall-mounted, 1 x socket. 16A/230V, 3-pole, 2P+E, 1 x CEE socket, wall-mounted, 16A/400V, 5-pole, 3P+N+E



Fig.	Part no.	Description
1	551181	CEE socket, panel-mounted, 16A/230V, 3-pole, 2P+E, (62x62mm)
2	551182	CEE socket, panel-mounted, 16A/400V, 5-pole, 3P+N+E, (72x65mm)
3	551186	CEE socket, panel-mounted, diagonal, 32A/230V, 5-pole, 3P+N+E, (85x85mm)



Fig.	Part no.	Description
1	550218	CEE socket, 16A/230V, 3-pole, 2P+E
2	550263	CEE socket, 16A/400V, 5-pole, 3P+N+E
3	550248	CEE socket, 32A/400V, 5-pole, 3P+N+E



CEE Connecting Cables

Fig.	Part no.	Description
1	551200	connecting cable, H07RNF, 3x2.5mm ² , 2m, with CEE plug, 16A/230V, 3-pole, 2P+E



Fig.	Part no.	Description
1	551208	connecting cable, H07RNF, 3x4mm ² , 2m, with CEE plug, 32A/230V, 3-pole, 2P+E



Fig.	Part no.	Description
1	551201	connecting cable, H07RNF, 5x2.5mm ² , 2m, with CEE plug, 16A/230V, 5-pole, 2P+E



Perilex-Plugs/Sockets

Fig.	Part no.	Description
1	550205	plug, thermoplastic, 16A/400V, 5-pole 3P+N+E
2	550206	plug, thermoplastic, right-angled, 16A/400V, 5-pole 3P+N+E

Fig.	Part no.	Description
1	550217	plug, PVC, 16A/400V, 5-pole 3P+N+E
2	550208	plug, thermoplastic, right-angled, 25A/400V, 5-pole 3P+N+E

Fig.	Part no.	Description
1	550219	power socket, 16A/400V, 5-pole, 3P+N+E max
2	550525	power socket, 16A/400V, 5-pole, 3P+N+E max

Plugs System SEV 1011





Fig.	Part no.	Description
1	550711	plug, rubber, 10A, max 250V, 3-pole, 2P+E, type 12 
2	550712	plug, rubber, 16A, max 250V, 3-pole, 2P+E, type 23 
3	550713	plug, rubber, right-angled, 10A, max 250V, 3-pole, 2P+E, type 12 
4	550714	plug, rubber, right-angled, 10A, max 250V, 3-pole, 2P+E, type 23 





Fig.	Part no.	Description
1	550715	plug, rubber, 10A, max 250/400V, 5-pole, 3P+N+E, type 15 
2	551225	plug, polyamide, right-angled, 10A, 10A, max 250/400V, 5-pole, 3P+N+E, type 15 

Fig.	Part no.	Description
1	550716	plug, rubber, 16A, max 250/400V, 5-pole, 3P+N+E, type 25 
2	551226	plug, polyamide, right-angled, 16A, max 250/400V, 5-pole, 3P+N+E, type 25 

Terminal Blocks

Fig.	Part no.	Description
1	550240	terminal block, 16A, 400V, 5-pole, 3P+N+E (23mm high)
2	550425	terminal block, 16A, 400V, 5-pole, 3P+N+E (14mm high)

Cables

Fig.	Part no.	Description
1	550220	PVC cable (insulated) 5x1,5mm ² , 1.5m
2	550221	PVC cable (insulated) 5x1,5mm ² , 3m
3	550222	PVC cable (insulated) 5x2,5mm ² , 1.5m
4	550223	PVC cable (insulated) 5x2,5mm ² , 3m

Fig.	Part no.	Qty.	Description
1	551172	25m	rubber cable, H07RN-F, 3x1,5mm ²
	551143	50m	
1	551171	25m	rubber cable, H07RN-F, 3x2,5mm ²
	551144	50m	
2	551189	10m	rubber cable, H07RN-F, 5x2,5mm ²
	551170	25m	
2	551145	50m	rubber cable, H07RN-F, 5x2,5mm ²
	551211	10m	
3	551210	25m	rubber cable, H07RN-F, 3x4mm ²
	551209	50m	
4	551150	10m	rubber cable, H07RN-F, 5x4mm ²
	551148	25m	
4	551146	50m	rubber cable, H07RN-F, 5x4mm ²
	551151	10m	
4	551149	25m	rubber cable, H07RN-F, 5x6mm ²
	551147	50m	

Fig.	Part no.	Qty.	Description
1	551169	25m	PUR cable H07BQF 3x1,5mm ²
	551152	50m	
1	551168	25m	PUR cable H07BQF 3x2,5mm ²
	551153	50m	
2	551190	10m	PUR cable H07BQF 5x2,5mm ²
	551165	25m	
2	551164	50m	PUR cable H07BQF 5x2,5mm ²
	551167	10m	
3	551166	25m	PUR cable H07BQF 3x4mm ²
	551163	50m	
4	551158	10m	PUR cable H07BQF 5x4mm ²
	551157	25m	
4	551154	50m	PUR cable H07BQF 5x4mm ²
	551160	10m	
4	551159	25m	PUR cable H07BQF 5x6mm ²
	551155	50m	
5	551162	10m	PUR cable H07BQF 7x6mm ²
	551161	25m	
5	551156	50m	PUR cable H07BQF 7x6mm ²

Fig.	Part no.	Qty.	Description
1	550065	25m	silicone cable, SIHF, 3x1,5mm ²
1	570065	100m	
1	550064	25m	silicone cable, SIHF, 3x2,5mm ²
1	570064	100m	
2	550066	25m	silicone cable, SIHF, 5x1,5mm ²
	570066	100m	
2	550067	25m	silicone cable, SIHF, 5x2,5mm ²
	570067	100m	
2	550068	25m	silicone cable, SIHF, 5x4mm ²
	570068	100m	



Spiral Cables

	Fig.	Part no.	Description
1	1	550647	PUR spiral cable, H07BQF, 3x1,5mm ² , 500mm, (extendability proportion 1:5)
	1	550431	PUR spiral cable, H07BQF, 3x2,5mm ² , 500mm, (extendability proportion 1:5)
2	2	550430	PUR spiral cable, H07BQF, 5x1,5mm ² , 500mm, (extendability proportion 1:5)
	2	550432	PUR spiral cable, H07BQF, 3x2,5mm ² , 500mm, (extendability proportion 1:5)

	Fig.	Part no.	Description
1	1	550072	PUR spiral cable, H07BQF, 3x1,5mm ² , 500mm, (extendability proportion 1:5)



	Fig.	Part no.	Description
1	1	550101	PUR spiral cable, H07BQF, 3x1,5mm ² , plug, right-angled, 500mm, (extendability proportion 1:5)
2	2	550071	PUR spiral cable, H07BQF, 3x1,5mm ² , plug, right-angled, 500mm, (extendability proportion 1:5)



	Fig.	Part no.	Description
1	1	550555	PUR spiral cable, H07BQF, 3x1,5mm ² , plug, right-angled, 500mm, (extendability proportion 1:5)



	Fig.	Part no.	Description
1	1	550732	PUR spiral cable, H07BQF, 3x1,5mm ² , plug SEV 1011 type 12, right-angled, 500mm, (extendability proportion 1:5) 
2	2	550733	PUR spiral cable, H07BQF, 3x1,5mm ² , plug SEV 1011 type 12, right-angled, 500mm, (extendability proportion 1:5) 



ELECTRIC



Supply Cables

 C13 	Pos.	Part no.	Description
	1	550726	low temperature device supply cable, H05VVF, 3x1,0mm ² , 2m, 10A/250V, C13 T70
	2	550554	low temperature device supply cable, H05VVF, 3x1,5mm ² , 3m, 10A/250V, C13 T70


 C13 	Fig.	Part no.	Description
	1	551116	low temperature device supply cable, H05VVF, 3x1,0mm ² , 1.4m, 10A/250V, C13 T70


 C15 	Pos.	Part no.	Description
	1	550553	medium temperature device supply cable, H05VVF 3x1mm ² , 2m, 10A/250V, C15, T120
	2	550729	medium temperature device supply cable, H05VVF 3x1.5mm ² , 3m, 10A/250V, C15, T120


 C15 	Pos.	Part no.	Description
	1	550229	medium temperature device supply cable, H05VVF 3x1mm ² , 2m, 10A/250V, C15, T120
	2	550230	medium temperature device supply cable, H05VVF 3x1.5mm ² , 3m, 10A/250V, C15, T120


 C15A 	Fig.	Part no.	Description
	1	550730	high temperature device supply cable, H05VVF, 3x1,5mm ² , 3m, 10A/250V, C15A, T155


Equipment Sockets

		Fig.	Part no.	Description
		1	550242	low temperature device socket, C13, straight, 10A/250V, T70
2	550699	low temperature device socket, C13, right-angled, 10A/250V, T70		


		Fig.	Part no.	Description
		1	550700	low temperature device socket, C19, straight, 16A/250V, T70


		Fig.	Part no.	Description
		1	550702	medium temperature device socket, C15, straight, 10A/250V, T120
2	550701	medium temperature device socket, C15, right-angled, 10A/250V, T120		

		Fig.	Part no.	Description
		1	550243	high temperature unit socket, C15A, straight, 10A/250V, T155
2	550703	high temperature unit socket, C15A, right-angled, 10A/250V, T155		


		Fig.	Part no.	Description
		1	551195	high temperature unit socket, C21, straight, 16A/250V, T155
2	550316	medium temperature device socket, C21, straight, 10A/250V, T200		


Equipment plugs


		Fig.	Part no.	Description
		1	550244	low temperature device plug, C14, screw connection, 10A/250V T70
2	550704	low temperature device plug, C14, faston 6.3mm, 10A/250V T70		

		Fig.	Part no.	Description
		1	550705	low temperature device plug, C20, faston 6.3mm, 16A/250V T70

ELECTRIC

	Fig.	Part no.	Description
	1	550706	heated unit plug, C16 screw connection, 10A/250V, T120
	2	550707	heated unit plug, C16, faston 6.3mm, 10A/250V, T120
	3	550872	heated unit plug, C16, faston 6.3mm, 10A/250V, T120

	Fig.	Part no.	Description
	1	550245	high temperature unit plug, C16A, screw connection, 10A/250V, T155
	2	550708	high temperature unit plug, C16A, faston 6.3mm, 10A/250V, T155

	Fig.	Part no.	Description
1	550709	high temperature unit plug, C22, screw connection, 16A/250V, T200	




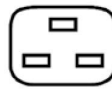






Abbreviation for harmonised wires

Type	Voltage	Insulation	Sheath	Type of wire
H = harmonised type	05 = 300/500V~ 07 = 450/750V~	B = ethylene-propylene rubber, maximal allowable temperature 90°C R = natural- and/or styrene-butadiene rubber S = silicone rubber V = PVC	N = neoprene rubber Q = polyurethan V = PVC	F = finely stranded wire for movable installation K = finely stranded wire for fixed installation R = round, multi-wire U = round, single-wire


Example:


H	07	B	Q	F
----------	-----------	----------	----------	----------


Abbreviation for Equipment Plugs and Sockets

 C13 Socket	 C15 Socket	 C15A Socket	 C19 Socket	 C21 Socket
 C14 Plug 10A/250V/T70	 C16 Plug 10A/250V/T120	 C16A Plug 10A/250V/T155	 C20 Plug 16A/250V/T70	 C22 Plug 16A/250V/T155


Gas Hoses with Coupling


	gas safety hose with coupling, DIN-DVGW approved			
	Fig.	Part no.	Connection	Length (mm)
	1	520365	½" FT	500
	2	520366	½" FT	800
	3	520367	½" FT	1000
	4	520368	½" FT	1250
	5	520369	½" FT	1500
6	520867	½" FT	2000	


	gas safety hose with coupling, CE approved to DIN EN 14800			
	Fig.	Part no.	Connection	Length (mm)
	1	520799	½" FT	500
	2	520837	½" FT	750
	3	520839	½" FT	1000
	4	520855	½" FT	1250
5	520856	½" FT	1500	


	Fig.	Part no.	Description
	1	520361	gas socket outlet, ½" connection, with TSV valve, DIN-DVGW approved
	2	520362	gas socket outlet, ½" connection, with TSV valve and safety thermostat, DIN-DVGW approved


Gas Valves/Safety Valves

	ball valve for gas installations, DVGW approved					
	Fig.	Part no.	Design	Nominal size	Inlet	Outlet
	1	520791	straight	DN 15	FT ½"	FT ½"
	1	520792	straight	DN 20	FT ¾"	FT ¾"
	2	520793	angled	DN 15	MT ½"	FT ½"
	2	520794	angled	DN 20	MT ¾"	FT ¾"


	ball valve with thermal activation over 100° C for gas installations, DVGW approved					
	Fig.	Part no.	Design	Nominal size	Inlet:	Outlet
	1	520370	straight	DN15	FT ½"	FT ½"
	1	520371	straight	DN20	FT ¾"	FT ¾"
	2	520372	angled	DN15	MT ½"	FT ½"
	2	520373	angled	DN20	MT ¾"	FT ¾"


	ball valve for gas hoses, DVGW approved					
	Fig.	Part no.	Design	Nominal size	Inlet	Outlet
	1	520795	straight	DN15	FT ½"	MT ½"
2	520796	angled	DN15	MT ½"	MT ½"	


	ball valve with thermal activation over 100° C for gas installations, DVGW approved					
	Fig.	Part no.	Design	Nominal size	Inlet	Outlet
	1	520797	straight	DN15	FT ½"	MT ½"
2	520798	angled	DN15	MT ½"	MT ½"	

	safety valve with thermal activation over 100° C, DVGW approved					
	Fig.	Part no.	Design	Nominal size	Inlet	Outlet
	1	520857	straight	DN15	FT ½"	MT ½"
	1	520858	straight	DN20	FT ¾"	MT ¾"
	2	520859	straight	DN15	FT ½"	FT ½"
2	520860	straight	DN20	FT ¾"	FT ¾"	


Gas Hoses

	gas hose, steel braided, plastic coated, CE approval to DN EN 14800					
	Fig.	Part no.	Nominal size	Connection A	Connection B	Length (mm)
	1	250059	DN12	½" FT	½" FT	500
	2	250060	DN12	½" FT	½" FT	750
	3	250056	DN12	½" FT	½" FT	1000
	4	250061	DN12	½" FT	½" FT	1250
	5	250057	DN12	½" FT	½" FT	1500
	6	250062	DN12	½" FT	½" FT	1750
7	250058	DN12	½" FT	½" FT	2500	


	gas hose, steel braided, plastic coated, CE approval to DN EN 14800					
	Fig.	Part no.	Nominal size	Connection A	Connection B	Length (mm)
	1	250063	DN12	½" FT	½" MT	500
	2	250064	DN12	½" FT	½" MT	750
	3	250065	DN12	½" FT	½" MT	1000
	4	250066	DN12	½" FT	½" MT	1250
	5	250067	DN12	½" FT	½" MT	1500
	6	250068	DN12	½" FT	½" MT	1750
7	250069	DN12	½" FT	½" MT	2000	


	gas hose, plastic coated, NF D36-123 🇫🇷					
	Fig.	Part no.	Nominal size	Connection A	Connection B	Length (mm)
	1	250017	DN15	½" FT	½" FT	500
	2	250018	DN15	½" FT	½" FT	750
	3	250019	DN15	½" FT	½" FT	1000
	4	250020	DN15	½" FT	½" FT	1250
	5	250021	DN15	½" FT	½" FT	1500
6	250022	DN15	½" FT	½" FT	2000	

	gas hose, plastic coated, NF D36-123 🇫🇷					
	Fig.	Part no.	Nominal size	Connection A	Connection B	Length (mm)
	1	250025	DN20	¾" MT	¾" MT	1000
	2	250026	DN20	¾" MT	¾" MT	1500
3	250027	DN20	¾" MT	¾" MT	2000	


	gas hose, plastic coated, NF D36-123, with gaskets and connectors 🇫🇷					
	Fig.	Part no.	Nominal size	Connection A	Connection B	Length (mm)
	1	250023	DN15	½" FT	½" FT	1000
2	250024	DN15	½" FT	½" FT	1500	


Gas Hoses/Couplings


	Fig.	Part no.	Description
	1	250076	gas hose, DN25, 1" MT x 1" FT, 500mm, DIN-DVGW approved
	2	250080	gas hose, DN25, 1" MT x 1" FT, 910mm, DIN-DVGW approved


	Fig.	Part no.	Description
	1	104528	coupling plug, DN19/1" FT, DIN-DVGW approved
	2	104529	coupling bush, DN19/1" FT, DIN-DVGW approved


Medium Pressure Hoses/Couplings


	Fig.	Part no.	Description
	1	250002	gas hose, 400mm, G1/4 LH-UM x RVS, 8mm
	2	250047	gas hose, 400mm, G1/4 LH-UM x RVS, 10mm
	3	250004	gas hose, 400mm, G1/4 LH-UM x RVS, 12mm

	Fig.	Part no.	Description
	1	107357	coupling, straight, 3/8", FT - RVS, 8mm
	2	107358	coupling, straight, 1/2", FT - RVS, 8mm
	3	101560	coupling, straight, 3/8", FT - RVS, 10mm
	4	106443	coupling, straight, 3/8", FT - RVS, 12mm
	5	106442	coupling, straight, 3/8", FT - RVS, 10mm
	6	101561	coupling, straight, 1/2", FT - RVS, 12mm

	Fig.	Part no.	Description
	1	107359	coupling, right-angled 3/8", FT - RVS, 8mm
	2	107360	coupling, right-angled 3/8", FT - RVS, 8mm
	3	106444	coupling, right-angled 3/8", FT - RVS, 10mm
	4	106446	coupling, right-angled 3/8", FT - RVS, 12mm
	5	106445	coupling, right-angled 1/2", FT - RVS, 10mm
	6	106447	coupling, right-angled 1/2", FT - RVS, 12mm

	Fig.	Part no.	Description
	1	106448	coupling, straight, 3/8", RVS, 8mm
	2	106449	coupling, straight, 3/8", RVS, 10mm
	3	106476	coupling, straight, 3/8", RVS, 12mm

	Fig.	Part no.	Description
	1	106477	coupling, right-angled, RVS, 8mm
	2	106478	coupling, right-angled, RVS 10mm
	3	106479	coupling, right-angled, RVS 12mm

	Fig.	Part no.	Description
	1	106487	T-fitting gas, RVS 8mm
	2	106488	T-fitting gas, RVS 10mm
	3	106489	T-fitting gas, RVS 12mm

LH = left hand thread
 UM = union nut
 RVS = screw pipe fitting

Governors



Fig.	Part no.	Description
 1	250007	low pressure gas governor EN61-DS with thermal shut off device, hose rupture protection, for internal installations in commercial, outlet, 50mbar/1,5kg/h, inlet for small gas cylinders -outlet 1/4" conical left hand thread
 2	250045	low pressure gas governor FL 91-4 with safety cut-off valve, blow-off valve, for external installations in commercial, outlet, 50mbar/4kg/h, inlet for big gas cylinder, outlet 1/2" conical left thread



Fig.	Part no.	Description
 1	250044	low pressure gas governor EN61-DS with excess pressure protection, for external installations in commercial, outlet, 50mbar/1,5kg/h, inlet for small gas cylinders -outlet 1/4" conical left hand thread
 2	250073	low pressure gas governor EN61-DS with excess pressure protection, hose rupture protection, for external installations in commercial, outlet, 50mbar/1,5kg/h, inlet for small gas cylinders -outlet 1/4" conical left hand thread



Fig.	Part no.	Description
 1	250070	low pressure gas governor EN61-DS with excess pressure protection, manometer, for external installations in commercial, outlet, 50mbar/1,5kg/h, inlet for small gas cylinders -outlet 1/4" conical left hand thread
 2	250072	low pressure gas governor EN61-DS with excess pressure protection, hose rupture protection, manometer, for external installations in commercial, outlet, 50mbar/1,5kg/h, inlet for small gas cylinders -outlet 1/4" conical left hand thread





Fig.	Part no.	Description
 1	250013	gas governor, output pressure 37mbar/4kg/h, gas input AFNOR C SI 21,7x1,814,  left gas outlet M20x1,5

Fig.	Part no.	Description
 1	250051	low pressure gas governor EN61-DS with thermal shut off device, hose rupture protection, for internal installations in commercial, outlet, 30mbar/1,5kg/h,  inlet for small gas cylinders -outlet 1/4" conical left hand thread

Gas Safety System




DUNGS®
Combustion Controls
Made in Germany

Gas safety system for protection of commercial kitchens.
For combustion gases according DVGW G 620 guidelines.

Scope of delivery:
Safety line, consisting of double valve, dust guard, ball valve with thermal shut off device, fitting and connector socket.
Digital controlling unit.
Clima-set, consisting of differential pressure switch mounting plate, connecting hose (2m) hose connectors and 2 lengthening tubes.

Fig.	Part no.	Type	Connection	Nominal size	Inlet pressure max. (mbar)	Protection class control unit
1	520861	Rp ½	FT ½"	DN 15	500	IP 65
2	520862	Rp ¾	FT ¾"	DN 20	500	IP 65
3	520863	Rp 1	FT 1"	DN 25	500	IP 65
4	520864	Rp 1½	FT 1½"	DN 40	500	IP 65
5	520865	Rp 2	FT 2"	DN 50	500	IP 65




DUNGS®
Combustion Controls
Made in Germany

differential pressure switch DUNGS p max 0,1bar pressure range 0,2 - 3mbar

Fig.	Part no.	Measuring range	Switching differential	Max. operating pressure	Connections
1	541909	20-300Pa (0,2-3mbar)	<= 20Pa (0,2mbar)	10kPa (100mbar)	ø 4,5mm


Gas Solenoid Valves



DUNGS®
Combustion Controls
Made in Germany

gas valve 230V 50/60Hz gas input ½" IT gas outlet ½" IT DUNGS type MVD 205/5

Fig.	Part no.	Nominal voltage (V)	Max. operating pressure (mbar)	Inlet	Outlet	Nominal size
1	107534	230	360	FT ½"	FT ½"	15
2	106965	230	360	FT ¾"	FT ¾"	20
3	107535	230	360	FT 1"	FT 1"	25



BRAHMA

solenoid valve, fast opening/closing, kiwa approved

Fig.	Part no.	Nominal voltage (V)	Max. operating pressure (mbar)	Inlet	Outlet	Nominal size
1	101948	230	500	FT ½"	FT ½"	15
2	106069	230	500	FT ¾"	FT ¾"	25
3	106071	230	500	FT 1"	FT 1"	30

Rp = nominal pressure

Supply Hoses

		flex hose, steel braided, straight-straight, operating pressure 10bar				
		Fig.	Part no.	Nominal size	Connections	Length (mm)
1		1	540265	DN10	3/8"	300
		1	540266	DN10	3/8"	500
2		1	520568	DN10	3/8"	750
		1	520567	DN10	3/8"	1000
3		2	520632	DN10	1/2"	500
		2	520612	DN10	1/2"	1000
		2	520613	DN10	1/2"	1500
4		2	520633	DN10	1/2"	2000
		3	520626	DN12	1/2"	1500
5		4	520625	DN12	1/2"-3/4"	1500
		5	520635	DN12	3/4"	500
		5	520614	DN12	3/4"	1000
		5	520615	DN12	3/4"	1500
		5	520627	DN12	3/4"	2000

		flex hose, steel braided, straight-curved, operating pressure 10bar test pressure 32bar				
		Fig.	Part no.	Nominal size	Connections	Length (mm)
1		1	520569	DN8	3/8"	370
		1	520570	DN8	3/8"	2000
2		2	520563	DN10	1/2"	1000
		2	520564	DN10	1/2"	1500
3		2	520636	DN10	1/2"	2000
		2	520565	DN10	1/2"	2500
4		3	520005	DN10	3/4"	1500
		3	520006	DN10	3/4"	2500
5		4	520629	DN12	3/4"	1000
		4	520008	DN12	3/4"	1500
		4	520628	DN12	3/4"	2000
		4	520009	DN12	3/4"	2500
		5	520004	DN15	3/4"	1500
		5	520007	DN15	3/4"	2500

	supply hose DN DN12mm L 1000mm PVC operating pressure 10bar straight-straight, flat seat max. 90°C with integrated gasket				
	Fig.	Part no.	Nominal size	Connections	Length (mm)
	1	520630	DN12	¾" FT	1000
	2	520631	DN12	¾" FT	1500





	supply hose, PVC, straight-curved, operating pressure 10bar, EN 61770, VDE/WRAS approved				
	Fig.	Part no.	Nominal size	Connections	Length (mm)
	1	520010	DN13	¾" FT	1500
	2	520011	DN13	¾" FT	2000
	3	520012	DN13	¾" FT	2500
	4	520013	DN13	¾" FT	3000


	Fig.	Part no.	Qty.	Description
	1	530540	5m	supply hose, DN13, max 60°C, operating pressure 30bar
	2	530546	20m	supply hose, DN13, max 60°C, operating pressure 30bar
	3	530538	40m	supply hose, DN13, max 60°C, operating pressure 30bar


Hose Connectors


	Fig.	Part no.	Qty.	Description
	1	520056	5 Pc.	hose connector ¾" plastic, straight grommet ø 11mm
	2	520057	5 Pc.	hose connector ¾" plastic, straight grommet ø 13.5mm

	Fig.	Part no.	Qty.	Description
	1	520058	5 Pc.	hose connector ¾" plastic, right-angled grommet ø 11mm
	1	520059	5 Pc.	hose connector ¾" plastic, right-angled grommet ø 13.5mm
	2	528985	1 Pc.	hose connector ¾" plastic, right-angled grommet ø 13.5mm, with gasket

	Fig.	Part no.	Description
	1	540510	hose connector ¾", brass, straight grommet ø 13mm
	2	540511	hose connector ¾", brass, straight grommet ø 19mm

	Fig.	Part no.	Qty.	Description
	1	520053	10 Pc.	flat gasket, perforated, for ¾" hose connector, D1 ø 26mm D2 ø 15mm

	Fig.	Part no.	Qty.	Description
	1	520054	10 Pc.	flat gasket, for ¾" hose connector, D1 ø 23.5mm D2 ø 14mm, 2.3mm thick
	2	506400	1 Pc.	flat gasket, for ¾" hose connector, D1 ø 24mm D2 ø 16.5mm, 1.5mm thick

	Fig.	Part no.	Qty.	Description
	1	520112	10 Pc.	hose clip, W2, ø 12-20mm, width 9mm
	1	520113	10 Pc.	hose clip, W2, ø 16-27mm, width 9mm
	2	520120	1 Pc.	hose clip, W4, ø 16-20mm, width 9mm
	2	520121	1 Pc.	hose clip, W4, ø 16-27mm, width 9mm

Pressure Reducers/Manometers


Fig.	Part no.	Description	
	1	520596	pressure reduction valve, 1/2" connection, range 1-6bar, max 16bar, brass plated, with 1/4" manometer connection, WRAS/ACS approved
	2	520298	pressure reduction valve, 1/2" connection, range 1-6bar, max 16bar, brass plated, with manometer, WRAS/ACS approved





Fig.	Part no.	Description	
	1	520265	pressure reduction valve, 1/2" connection, range 0,5-6bar, max 25bar, brass plated, with 1/4" manometer connection, SVGW/WRAS/ACS approved
	2	520266	pressure reduction valve, 3/4" connection, range 0,5-6bar, max 25bar, brass plated, with 1/4" manometer connection, SVGW/WRAS/ACS approved
	3	520267	pressure reduction valve, 1" connection, range 0,5-6bar, max 25bar, brass plated, with 1/4" manometer connection, SVGW/WRAS/ACS approved
	4	520268	pressure reduction valve, 1 1/4" connection, range 0,5-6bar, max 25bar, brass plated, with 1/2" manometer connection, SVGW/WRAS/ACS approved

Fig.	Part no.	Description	
	1	541876	manometer, ø 50mm, pressure range 0-4bar, 1/4" connection beneath
	2	541897	manometer, ø 50mm, pressure range 0-4bar, 1/4" connection to rear



Backflow Restrictors



Fig.	Part no.	Description	
	1	520689	backflow restrictor type BA, Compact MT 1/2", EN 1717, fluid category 4, nominal pressure DN 10, DVGW/SVGW/NF/ ACS/WRAS/kiwa approved
	2	520709	backflow restrictor type BA, Compact MT 1/2", EN 1717, fluid category 4, nominal pressure DN 10, DVGW/SVGW/NF/ ACS/WRAS/kiwa approved
	2	520744	backflow restrictor type BA, Compact MT 3/4", EN 1717, fluid category 4, nominal pressure DN 10, DVGW/SVGW/NF/ ACS/WRAS/kiwa approved


Filters


Fig.	Part no.	Description	
	1	520261	filter, 1/2", L 58mm, red brass, mesh opening 0,4mm
	2	520262	filter, 3/4", L 70mm, red brass, mesh opening 0,4mm
	3	520263	filter, 1", L 90mm, red brass, mesh opening 0,4mm


Drain Hoses

		drain hose with straight end-piece					
		Fig.	Part no.	Nominal size	End-piece diameter (mm)		Length (mm)
		Internal	External				
1		1	508043	DN19	19/30	26/34	2000
2		2	530587	DN28	32	40	2000

		drain hose with curved end-piece					
		Fig.	Part no.	Nominal size	End-piece diameter (mm)		Length (mm)
		Internal	External				
1		1	505081	DN25	31	40	1500
2		2	505082	DN25	48	58	1500


		drain hose with two straight end-pieces							
		Fig.	Part no.	Nominal size	End-piece A diameter (mm)		End-piece B diameter (mm)		Length (mm)
		Internal	External		Internal	External			
		1	530570	DN21	21	25	20/29	27/35	2000
		2	530631	DN21	21	25	20/29	27/35	2500
		3	530632	DN21	21	25	20/29	27/35	3500


		drain hose with two straight end-pieces, extendable							
		Fig.	Part no.	Nominal size	End-piece A diameter (mm)		End-piece B diameter (mm)		Length (mm)
		Internal	External		Internal	External			
		1	530640	DN21	21	27	29	35	750-2000
		2	530612	DN21	21	27	29	35	1350-4000

		drain hose with two end-pieces, straight-curved							
		Fig.	Part no.	Nominal size	End-piece straight diameter (mm)		End-piece elbow diameter (mm)		Length (mm)
		Internal	External		Internal	External			
1		1	530064	DN19	19/23/40	24/28/46	22	26	1500

		drain hose with two straight end-pieces					
Fig.	Part no.	Nominal size	End-piece A diameter (mm)		End-piece B diameter (mm)		Length (mm)
			Internal	External	Internal	External	
1	507329	DN19	19	24	21	28	1500
2	501136	DN19	19	24	21	28	2500
2	518219	DN19	19	27	21	28	630
3	518518	DN19	21	27	29	35	1500
2	524257	DN19	21	27	29	34	1700
4	511205	DN19	23	29	29	35	1500
3	504253	DN21	35	40	40	46	1600
4	507207	DN24	24	28	24	28	1500
4	513051	DN24	24	28	24	28	2000
5	530608	DN24	24	28	28	35	1500
5	530607	DN24	24	28	28	35	2500
6	507211	DN26	33	40	32	40	1500
7	530573	DN31	31	35	40	46	1500
7	530574	DN31	31	35	40	46	2000
8	530575	DN31	36	40	40	46	1000

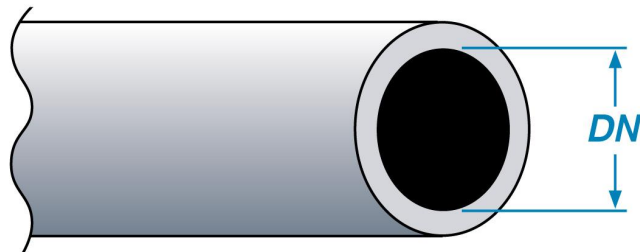
		drain hose with two end-pieces, straight-curved					
Fig.	Part no.	Nominal size	End-piece straight diameter (mm)		End-piece elbow diameter (mm)		Length (mm)
			Internal	External	Internal	External	
1	530722	DN19	19	24	21	27	180
2	506207	DN19	19	24	21	27	1500
1	505084	DN19	21	26	21	27	2000
3	530613	DN19	21	27	21	27	3000
2	530571	DN24	24	29	29	35	1500
2	530572	DN24	24	29	29	35	2000
3	519272	DN24	32	35	40	46	1500
3	530069	DN24	32	35	40	46	2000
4	506208	DN25	25	30	40	46	1500
5	518103	DN32	32	35	50	58	2000

	Fig.	Part no.	Description
	1	504291	drain hose for dishwashers, ext. ø 27mm, D1 ø 29mm, D2 ø 22mm, with right-angled elbow, L 2200/800mm

	drain hose, wire reinforced				
	Fig.	Part no.	Qty.	Nominal size	External diameter (mm)
	1	520679	5m	DN12	18
	2	520034	30m	DN12	18
	3	520686	5m	DN14	20
	4	520035	30m	DN14	20
	5	520072	5m	DN16	21
	6	520036	30m	DN16	21
	7	520687	5m	DN18	25
	8	520037	30m	DN18	25
	9	520688	5m	DN20	27
10	520038	30m	DN20	27	

Diameter measurements for hoses:

DN = nominal size (= internal diameter rounded)



WATER

Drain Pipes

	Fig.	Part no.	Description
	1	515001	U-bend, white PP, 1½", ø 40mm, outlet ø 50mm, with 60° hose connector 1" including 90 corner coupling with hose grommet ø 23mm
	2	515008	U-bend, white PP, 1½", ø 40mm, outlet ø 50mm, with 60° hose connector 1" including 90 corner coupling with hose grommet ø 23mm
	Fig.	Part no.	Description
	1	515007	funnel waste pipe, white PP, ø 40mm, outlet ø 50mm
	2	515015	U-bend with flexible centre section, in white PP, 1½" ø 40mm, outlet ø 40mm
	1	515011	U-bend,space-saving, in white PP, 1½", outlet ø 40°mm with cover nut
	Fig.	Part no.	Description
	1	515004	U-bend, double, in PP white, 1½", outlet distance max 630mm, ø 40mm, outlet ø 40mm, with 90° corner connector and hose grommet ø 23mm, universal connector: 1" external thread/grommet ø 23mm/ø 19mm and blind plug
	2	515005	U-bend, double, in PP white, 1½", outlet distance max 630mm, ø 40mm, outlet ø 40mm, with 90° corner connector and hose grommet ø 23mm, universal connector: 1" external thread/grommet ø 23mm/ø 19mm and blind plug
	Fig.	Part no.	Description
	1	515002	U-bend, double, in PP white, 1½", outlet distance max 630mm, ø 40mm, outlet ø 40mm, with 90° corner connector and hose grommet ø 23mm
	2	515003	U-bend, double, in PP white, 1½", outlet distance max 630mm, ø 40mm, outlet ø 50mm, with 90° corner connector and hose grommet ø 23mm
	Fig.	Part no.	Description
	1	515121	U-bend with bottle-trap, double, in PP white, 1½", outlet distance max 500mm, ø 40mm, outlet ø 40mm
	2	515120	U-bend with bottle-trap, in PP white, 1½" ø 40mm, outlet ø 40mm
	Fig.	Part no.	Description
	1	515010	waste pipe, with drain valve, 1½"mm, in PP white, chrome-plated sieve, lockable plug, overflow with flexible, extendable connection hose
	2	515110	waste pipe central section, in PP white, 1½", ø 40mm, L 300mm, with 90° hose connector 1½", blind plug and universal connector: 1" external thread/grommet ø 23mm/19mm
	3	515032	funnel waste pipe, outlet ø 40mm

Waste Pipe Accessories





Fig.	Part no.	Description
 1	515014	waste pipe central section, in PP white, 1/2" ø 40mm L 80mm, with 90° branch 1 1/2" and universal connector: 1" external thread/grommet ø 23mm/ø 19mm
 2	515012	waste pipe central section, in PP white, 1/2" ø 40mm L 200mm, with 60° branch 1" including 90° corner connector with hose grommet ø 23mm
 3	515013	waste pipe central section, in PP white, 1/2" ø 40mm L 160mm, with 60° branch hose grommet ø 23mm
 4	515123	waste pipe central section, in PP white, 1/2" ø 40mm L 200mm, with 60° 2 x branches 1" including 90° corner connector with hose grommet ø 23mm

Fig.	Part no.	Description
 1	520045	corner waste pipe connector, in white PP, 2 x 45°, with hose grommet ø 20mm
 2	520044	corner waste pipe connector, in white PP, 120°, with hose grommet ø 20mm







Fig.	Part no.	Description
 1	515102	reducer, ET 1", IT 1 1/4"
 1	515103	reducer, ET 1 1/4", IT 1 1/2"
 2	515101	reducer, ET 1 1/4", IT 1"
 2	515104	reducer, ET 1 1/2", IT 2"

Fig.	Part no.	Description
 1	515038	reducer, ET 1", IT 1 1/4", brass plated
 2	515039	reducer, ET 1 1/4", IT 1 1/2", brass plated

Fittings




Fig.	Part no.	Description
 1	515097	drain connection for 1/4" valve, 32mm, outlet 32mm
 2	515099	drain connection for 1/4" valve, 32mm, outlet 40mm
 3	515100	drain connection for 1/2" tube, 40mm, outlet 40mm













Fig.	Part no.	Description
 1	515093	drain connection for 1/4" valve, 32mm, outlet 32mm
 1	515094	drain connection for 1/2" tube, 40mm, outlet 40mm
 2	515036	drain connection for 1/4" valve, 32mm, outlet 40mm
 2	515037	drain connection for 1/2" tube, 40mm, outlet 40mm
 3	515095	drain connection for 1/4" valve, 32mm, outlet 50mm
 3	515096	drain connection for 1/2" tube, 40mm, outlet 50mm

Fig.	Part no.	Description
 1	515033	drain connection 1" hose ø 26mm brass curved
 2	515034	drain connection, 1/4", brass, 32mm, outlet 32mm
 3	515035	drain connection 1 1/2", brass, 38mm, outlet 38mm

Rubber Sleeves

Fig.	Part no.	Description
 1	515085	rubber sleeve for HT pipe, ID ø 20-32mm, ED ø 40mm
 2	515084	rubber sleeve for HT pipe, ID ø 25-32mm, ED ø 50mm
 3	515083	rubber sleeve for HT pipe, ID ø 40mm, ED ø 50mm

WATER

Valves




	Fig.	Part no.	Description
 1	1	540041	combination angle valve, inlet 1/2", outlets reduce size of 3/8" - 10mm - 3/4"

	Fig.	Part no.	Description
 1	1	543270	auxiliary connection valve, right, inlet 3/4", outlet 1/2"

Sealing and Testing Materials

	Fig.	Part no.	Description
	1	890100	PTFE tape, 12m reel, W 12mm, 60g/m2, -200 up to +260°C, DVGW/KTW approved
	2	890012	PTFE tape, 12m reel, W 12mm, 100g/m2, -200 up to +260°C, DVGW/KTW approved
	3	890013	PTFE tape, 13.3m reel, W 12.7mm, 142g/m2, -240 up to +260°C, DVGW/KTW approved
	Fig.	Part no.	Description
	1	890162	seal thread LOCTITE 55, PTFE, dispenser, L 50m, -55 up to +149°C, DVGW/KTW/WRC approved
	2	890109	seal thread Fermit can, PTFE, L 175m, -200 up to +240°C, DVGW/KTW/WRC approved
	Fig.	Part no.	Description
	1	890081	sealing compound can, high pressure Fermit 500g, for metal thread fixing
	2	890082	sealing compound can Plastik Fermit 500g, viscoplastic, pliable
	3	890083	sealing compound can Plastik Fermit 250g, temperature-resistant, elastic
	Fig.	Part no.	Description
	1	890135	thread sealing tube 50ml LOCTITE 511, low strength, up to 3", -50 up to +150°C, DVGW approved
	2	890098	thread sealing elastic tube 100ml LOCTITE 5331, for plastic, DVGW approved
	Fig.	Part no.	Description
	1	890097	thread sealing tube 50ml, LOCTITE 511, intermediate strength, up to 3", -50 up to +150°C, DVGW approved
	2	890058	thread sealing tube 50ml, LOCTITE 511, low strength, up to 3", -50 up to +150°C, DVGW approved
	3	890128	thread sealing tube 50ml, LOCTITE 511, intermediate strength, up to 3", -50 up to +150°C, DVGW approved
	Fig.	Part no.	Description
1	890030	leak detector spray can 400ml AOfix, non flammable 0-50°C approval DIN-DVGW max. 50°C NOT FOR AIR FREIGHT SHIPMENT	
	Fig.	Part no.	Description
1	800008	pressure meter -200 up to +200mbar type PeakTech 5150 differential-pressure measurement unit mbar, kPa, MPa, mmHg, PSI connections 2	